



# BIESSE phone conference call

*(Pesaro, July 29th)*

5.00 p.m.

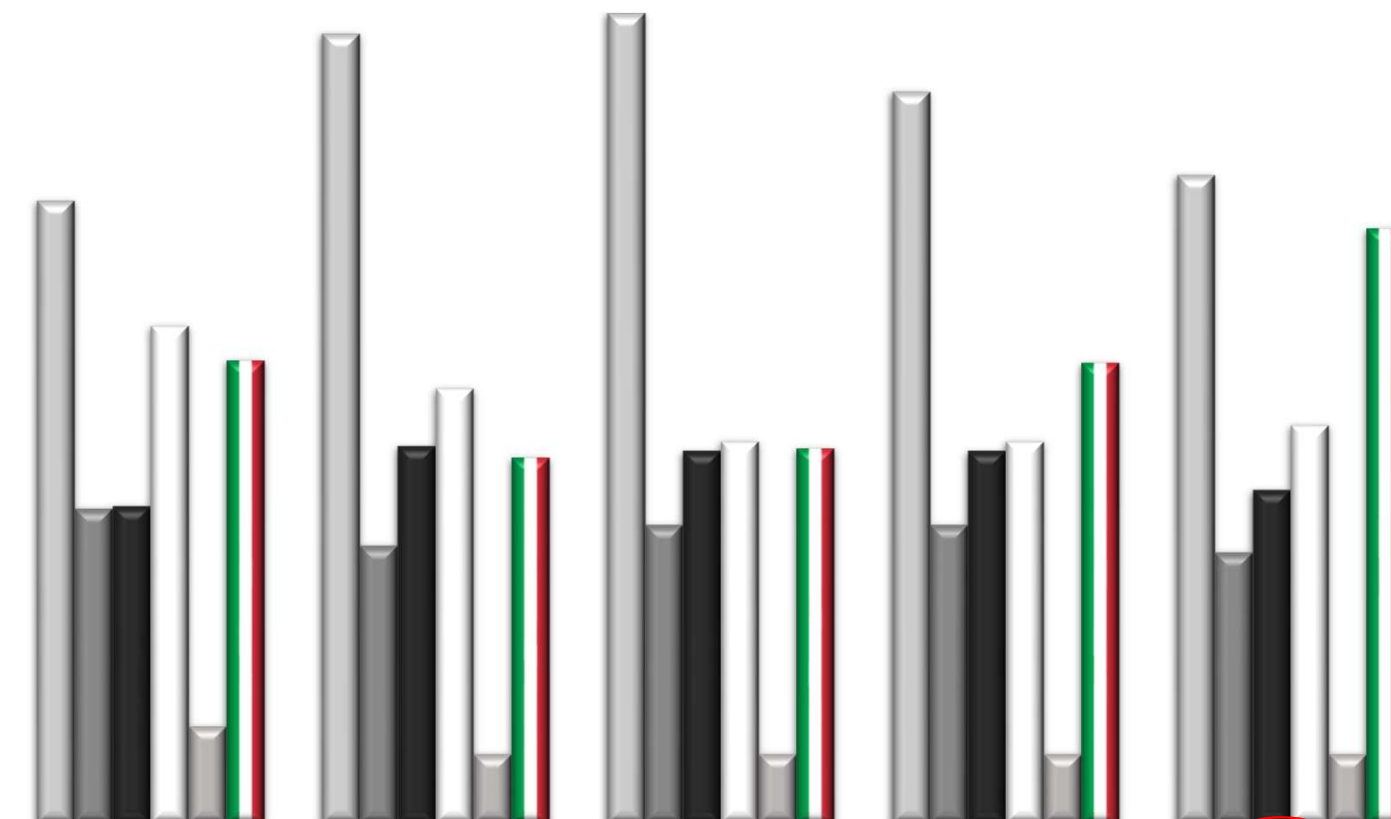


**IH 2022**

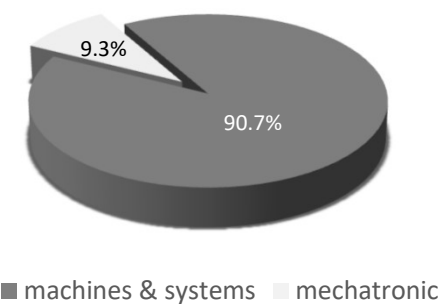
# EXTRACT OF THE P&L

€/mln	FY2015	FY2016	FY2017	FY2018	FY2019	FY 2020	FY 2021	IH 2021	IH 2022
Net sales year -1	519.1 +21.5%	618.5 +19.1%	690.1 +11.6%	740.2 +7.3%	705.9 -4.8%	578.8 -18.0%	742.2 +28.2%	354.1	419.1 +18.3%
Labour & Overhead %	253 48.7%	301 48.7%	335 48.6%	359 48.5%	350 49.6%	283.3 49.0%	357.4 48.1%	146.6 41.4%	164.6 39.3%
<b>EBITDA</b> %	<b>64.1</b> 12.4%	<b>75.8</b> 12.3%	<b>89.4</b> 13.0%	<b>92.7</b> 12.5%	<b>76.7</b> 10.9%	<b>56.0</b> 9.7%	<b>79.7</b> 10.7%	<b>41.0</b> 11.6%	<b>53.7</b> 12.8%
<b>NET RESULT</b> <b>(PROFIT)</b> %	<b>21.1</b> 4.1%	<b>29.5</b> 4.8%	<b>42.7</b> 6.2%	<b>43.8</b> 5.9%	<b>13.0</b> 1.8%	<b>2.5</b> 0.4%	<b>34.2</b> 4.6%	<b>28.4</b> 8.0%	<b>19.4</b> 4.6%

# SALES BREAKDOWN



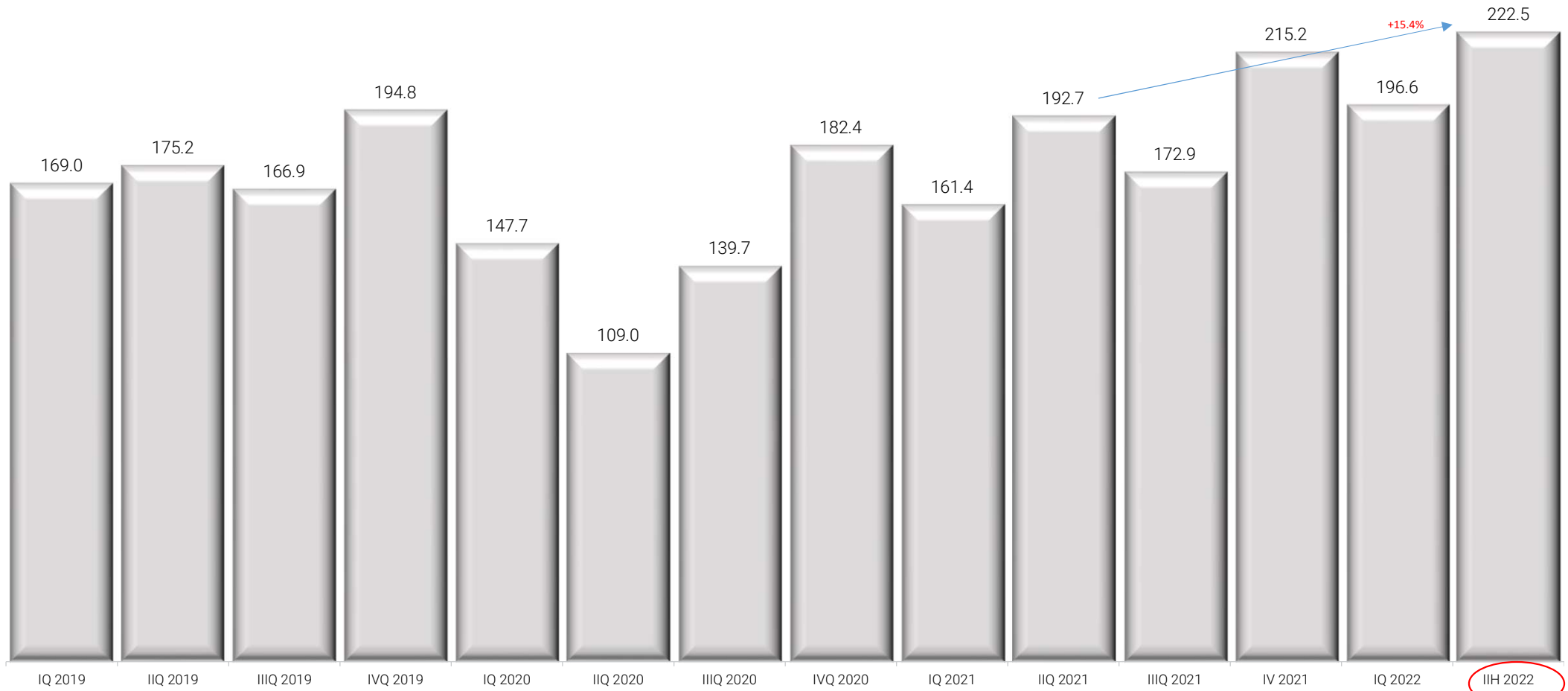
	FY 2019	FY 2020	FY 2021	IQ 2022	IH 2022
Western Europe	26.9%	34.1%	35.0%	31.6%	28.0%
Apac	13.6%	12.0%	12.9%	12.9%	11.7%
Eastern Europe	13.7%	16.3%	16.1%	16.1%	14.4%
North America	21.5%	18.8%	16.5%	16.5%	17.2%
Rest of the World	4.2%	3.0%	3.0%	3.0%	3.0%
Italy	20.0%	15.8%	16.2%	19.9%	25.7%



# SALES BY QUARTERS

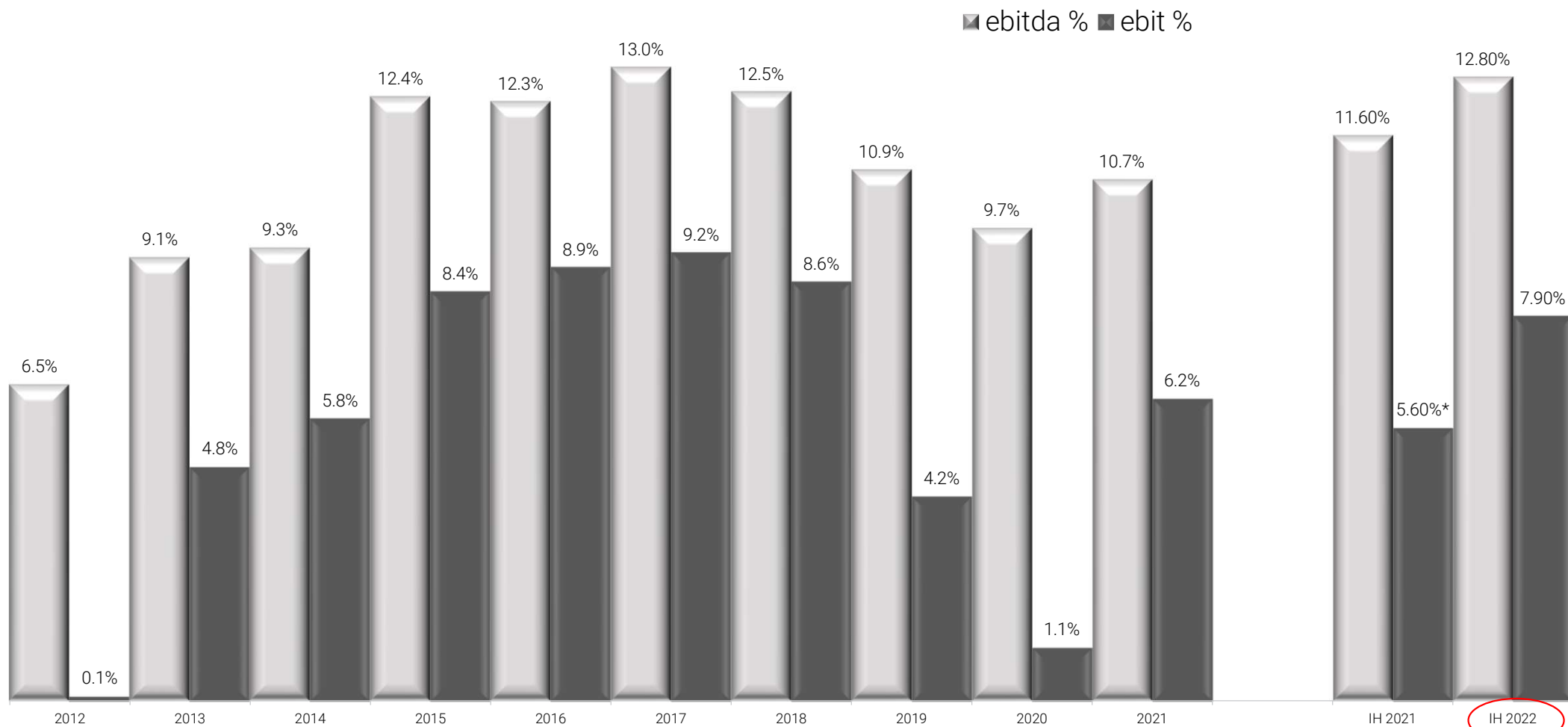
 BIESSEGROUP

€/min



# EBITDA% & EBIT%

€/mln

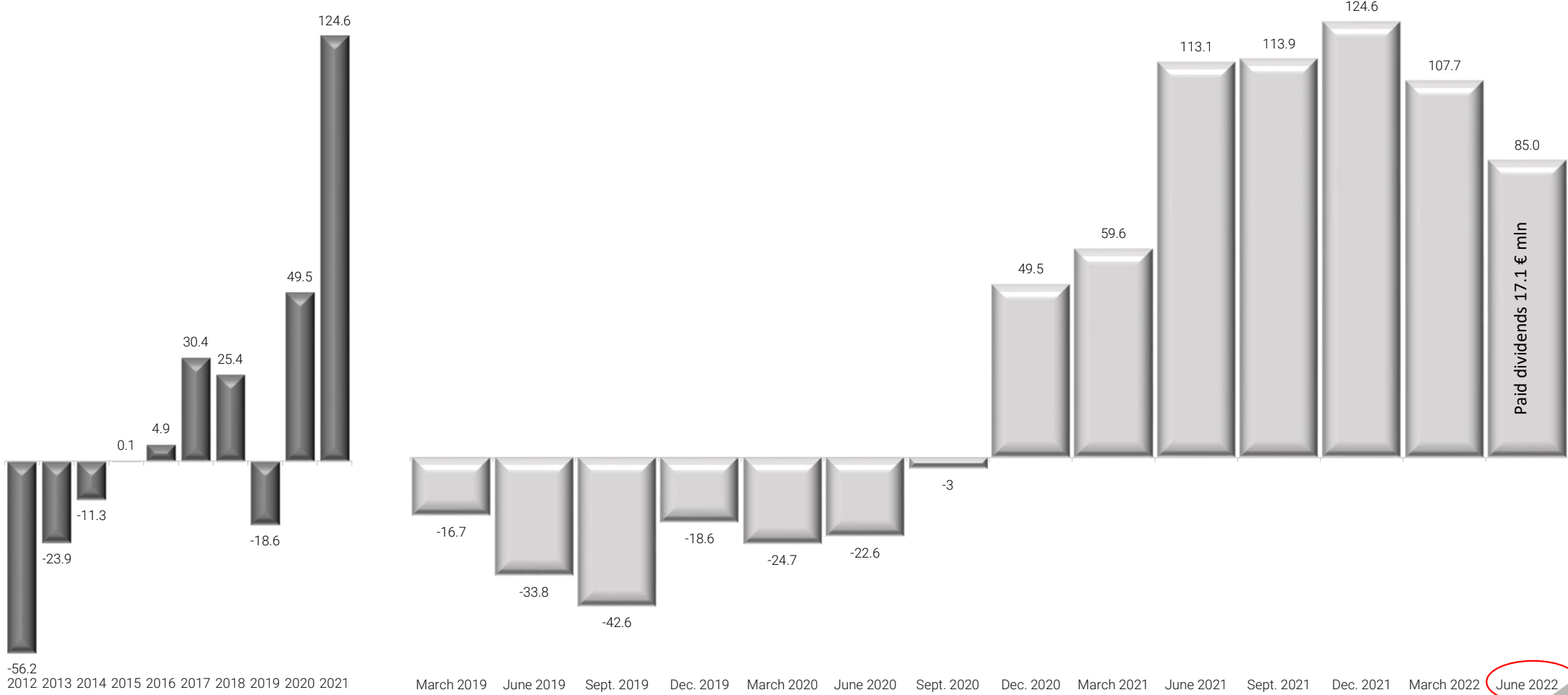


\*before positive non recurring items

# NET FINANCIAL POSITION



€/mln



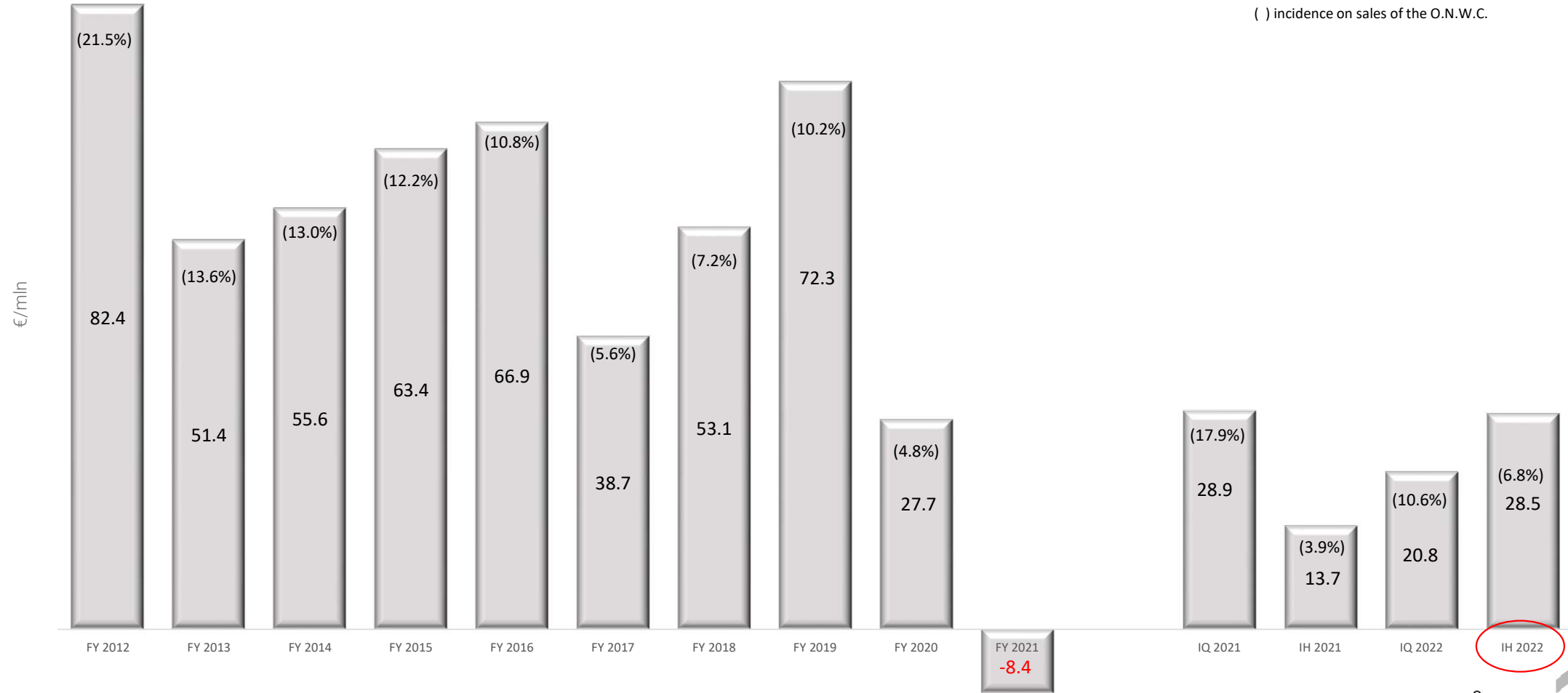
Paid dividends 17.1 € mln

June 2022

# OPERATING N.W.C.

■ O.N.W.C.

( ) incidence on sales of the O.N.W.C.



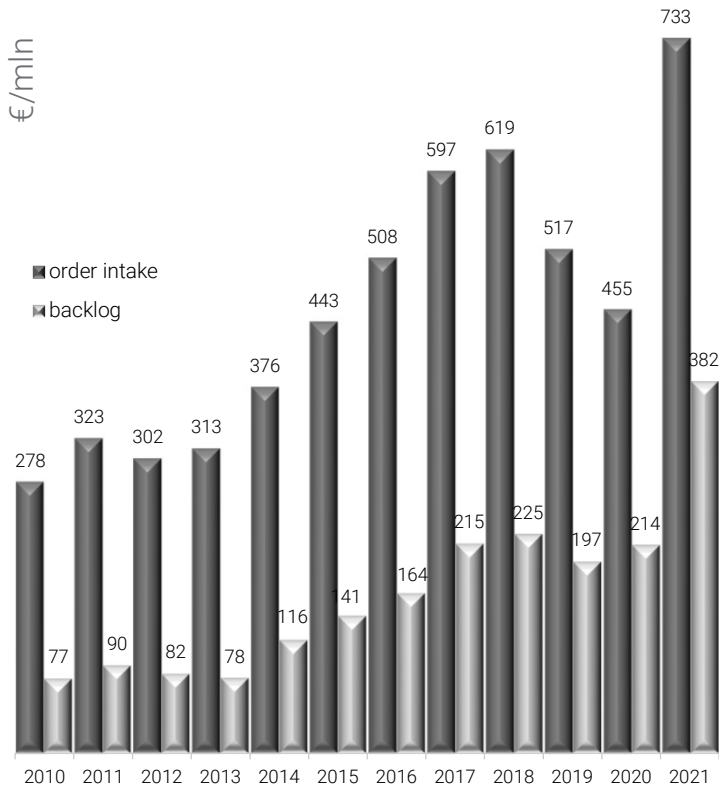


# ORDER INTAKE & BACKLOG

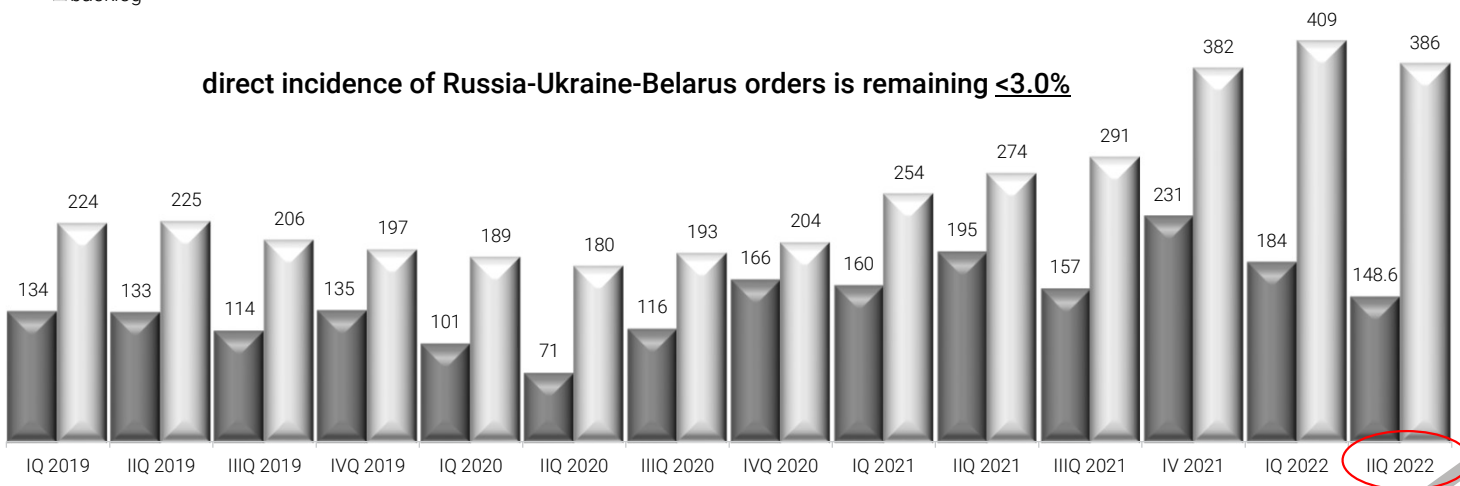
# GROUP ORDER INTAKE & BACKLOG



- the **Group order intake** is:
- ❖ -6.3% IH 2022 vs IH 2021 (6 months)
  - ❖ -23.6% IIQ 2022 vs IIQ 2021 (3 months)



- the **Group backlog** is:
- +40.7% vs June 2021
  - +1.1% vs December 2021



machines only

# STAFF

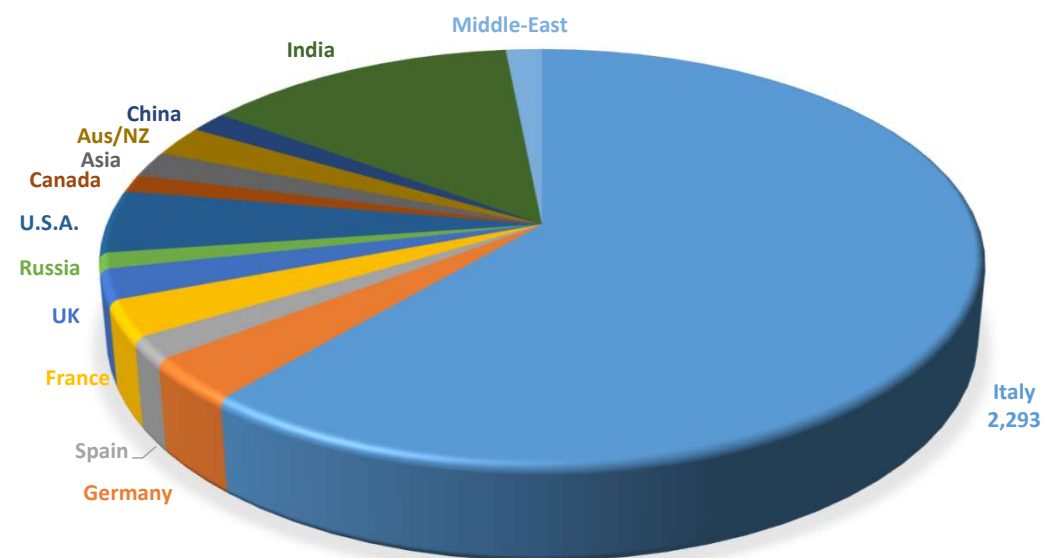
# DISTRIBUTION

# EMPLOYEES DISTRIBUTION

	FY2021	IH 2022	%
<b>0.81</b> Production	1.393	1.294	-7,11%
Service & After Sales	992	1000	0.81%
R&D	451	550	21.95%
Sales & Marketing	655	604	-7.79%
G&A	337	300	-10.98%
ITALY	2.345	2.293	-2,22%
OUTSIDE ITALY	1.483	1.455	-1,89%
<b>TOTAL</b>	<b>3.828</b>	<b>3.748</b>	<b>-2,09%</b>

Including interim people: nr. 562

**Group 4,310**



# EMPLOYEES DISTRIBUTION

(without interim people)

	FY 2012	FY 2013	FY 2014	FY 2015	FY 2016	FY 2017	FY 2018	FY 2019	FY 2020	FY 2021	IH 2022
Production	1,264	1,175	1,201	1,335	1,482	1,494	1,621	1,386	1,324	1,393	1294
% of total people	45%	44%	42%	42%	41%	39%	38%	35%	35%	36%	35%
Service & After sale	574	613	628	690	803	894	1,001	992	962	992	1000
% of total people	21%	22%	22%	22%	22%	23%	24%	25%	26%	26%	27%
R&D	338	321	361	383	436	479	501	482	478	451	550
% of total people	12%	12%	13%	13%	12%	12.5%	12%	12%	13%	12%	15%
Sales & Marketing	364	351	439	495	587	641	715	685	637	655	604
% of total people	13%	13%	15%	15%	16%	17%	17%	17%	17%	17%	16%
G&A	242	235	252	273	310	338	389	382	362	337	300
% of total people	9%	9%	9%	9%	8.50%	8.8%	9%	10%	10%	9%	8%
ITALY	1,646	1,547	1,605	1,78	2,009	2,176	2,483	2,418	2,383	2,345	2,293
% of total people	59%	57%	56%	56%	56%	56%	59%	62%	63%	61%	61%
OUTSIDE ITALY	1,136	1,148	1,276	1,396	1,609	1,67	1,744	1,509	1,38	1,483	1,455
% of total people	41%	43%	44%	44%	44%	44%	41%	38%	37%	39%	39%
<b>TOTAL</b>	<b>2,782</b>	<b>2,695</b>	<b>2,881</b>	<b>3,176</b>	<b>3,618</b>	<b>3,846</b>	<b>4,227</b>	<b>3,927</b>	<b>3,763</b>	<b>3,828</b>	<b>3,748</b>

# DISCLAIMER

- ✓ This presentation has been prepared independently by Biesse S.p.A. and can be used only during meetings with investors and financial analysts. It's solely for information purposes and it may contain statements regarding future financial performances and Company's expectations
- ✓ Even if Biesse takes care that the information contained in the document have the requirements of reliability, correctness and newness, Biesse is not responsible for the content processed by third parties and content indicated in this Document. No liability is accepted by or on behalf of Biesse for any errors, omissions or inaccuracies contained in this presentation.
- ✓ Any forward looking statements are not guarantees of future performances and is related only of the date of this document. They are based on the Group's current state of knowledge, future expectations and projections about the future events. By their nature they are subject to inherent risks and uncertainties.
- ✓ Further information concerning the Group results, including factors that could materially affect the Company itself (i.e. IFRS) will be included and detailed in the Financial Statement of the Group.
- ✓ For further details on the Biesse S.p.A. reference should be made to publicly available information. including the Quarterly Reports, the Half Annual Report, the Annual Reports and the Three Years Business Plan.
- ✓ Any reference to past performance of the Biesse S.p.A. shall not be taken as an indication of future performance.
- ✓ This document does not constitute an offer or invitation to purchase or subscribe for any shares and no part of it shall form the basis of or be relied upon in connection with any contract or commitment whatsoever.
- ✓ No action should be taken or omitted based on the information contained in this Document. Biesse accepts no liability for the results of any action taken on the basis of the information contained in this Document.
- ✓ By attending any presentation you agree to be bound by the foregoing terms.
- ✓ The User is not granted any license or right of use and therefore is not allowed to record such content – in whole or in part- on any type of media, reproduce, copy, publish and use them for any purpose without prior written permission.



[biessegroup.com](http://biessegroup.com)

Alberto Amurri  
Investor Relator Manager  
0039 - 0721439107  
0039 - 3351219556